



Wood carrying basket



Tank 200 ltr., acidproof

Multi-Dumper



Snowblade



Sickle bar mower



Rotary Sweeper

MC 140




Technical Data

Type MC140	width	length	height
mm	740	1630	1000

Engine	
Honda	GCV160
Type	1 cyl. / four cycle
Displacement	160 cm ³
Engine output	4,3 kW (5,5 HP)
Revolution speed	3600 rpm
Starter	reversing starter
Air filter	dry cell
Fule filter	gauze

Drive	v belt
--------------	--------

Operational characteristics	
Weight	76 kg
Max. payload	180 kg
Capacity	110 liter
Tipping device	mechanical / pneumatic backing
Working speed	0 – 5 Km/h
Climbing ability	40 % depending on soil
Lateral inclination	15° depending on soil, with dual wheels
Tyre equipment front	pneumatic 13 x 5.00 - 6
Tyre equipment rear	soft-rubber 200 x 50




Unlock per foot pedal



Simplified tipping




Easy pull-back



Guide rolls with brakes



Easy access to servicing points



Automatic locking

Authorised dealer:



Baumaschinen GmbH
Niederhöchstädter Str. 71-73
D-61476 Kronberg

Tel: 0049-(0)6173-68558
Fax: 0049-(0)6173-68548
e-mail: info@powerpac.de
Internet: www.powerpac.de